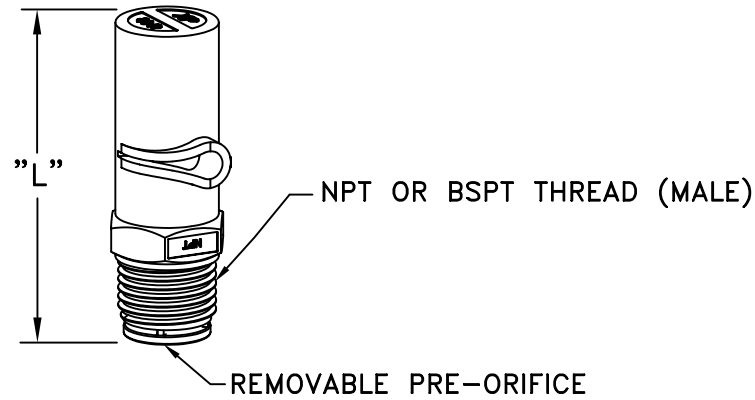
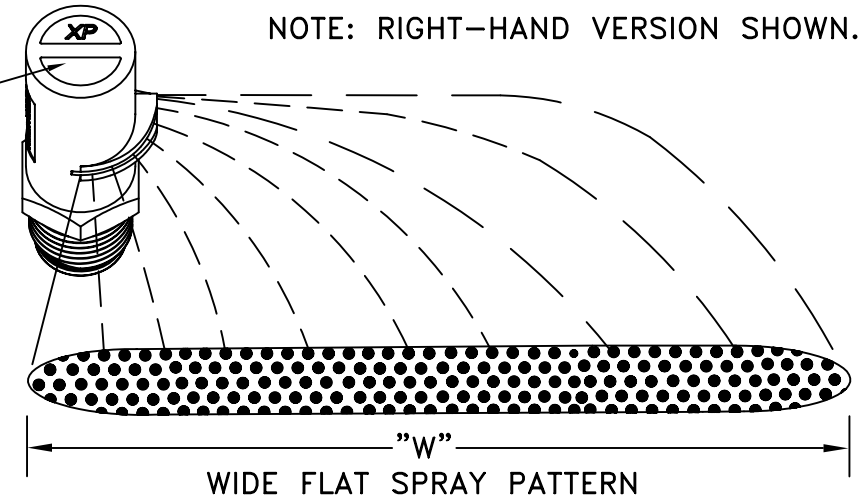


XP BoomJet[®] BOOMLESS FLAT SPRAY NOZZLE WITH **VisiFlo**[®] COLOR CODING



FLAT PROVIDED FOR REFERENCE TO INSURE PROPER NOZZLE ORIENTATION



NOTE: RIGHT-HAND VERSION SHOWN.

WIDE FLAT SPRAY PATTERN

FEATURES:

- UNIQUE ORIFICE GEOMETRY PRODUCES WIDE SPRAY PATTERN WHILE MAINTAINING SUPERIOR DISTRIBUTION ACROSS ENTIRE WIDTH.
- PRE-ORIFICE DESIGN MINIMIZES DRIFT.
- EXTRA WIDE SPRAY PATTERN – UP TO 5.6 METERS – FOR BOOMLESS AND ROADSIDE APPLICATIONS.
- REMOVABLE POLYMER PRE-ORIFICE.
- ACETAL OR STAINLESS STEEL CONSTRUCTION FOR EXCELLENT CHEMICAL RESISTANCE.
- RECOMMENDED SPRAY PRESSURE RANGE: 1.5–4 BAR.
- NPT OR BSPT (MALE) THREADS FOR EASY INSTALLATION.
- COLOR CODING FOR EASY CAPACITY IDENTIFICATION.


TYPICAL APPLICATIONS:

- BOOMLESS FIELD SPRAY APPLICATIONS.
- ROADSIDE AND RIGHT-OF-WAY APPLICATIONS.
- END ROW SPRAYING.
- ORCHARD SPRAYING.
- DE-ICING APPLICATIONS.
- FORESTRY.

Tip & Pre-Orifice Color	Tip No.	Thread Size (NPT & BSPT)	Length "L" (mm)	Liquid Pressure (bar)	Capacity 1 Nozzle (l/min)	Spray Width "W" (m)		Liters per Hectare (Single Nozzle)													
						60 cm Height	90 cm Height	60 cm Height						90 cm Height							
								4	8	12	16	24	32	4	8	12	16	24	32		
ORANGE	(B)1/4XP10R-VP (B)1/4XP10L-VP	1/4"	35.3	1.5	2.81	2.6	3.0	162	81.0	54.0	40.5	27.0	20.2	140	70.2	46.8	35.1	23.4	17.5		
				2.0	3.23	3.0	3.4	162	80.9	53.9	40.4	27.0	20.2	143	71.3	47.6	35.7	23.8	17.8		
				3.0	3.95	3.4	3.8	174	87.1	58.1	43.6	29.0	21.8	156	77.9	52.0	39.0	26.0	19.5		
				3.5	4.26	3.8	4.1	168	84.1	56.1	42.0	28.0	21.0	156	77.9	52.0	39.0	26.0	19.5		
				4.0	4.55	4.0	4.4	171	85.3	56.9	42.6	28.4	21.3	155	77.5	51.7	38.8	25.8	19.4		
YELLOW	(B)1/4XP20R-VP (B)1/4XP20L-VP (B)1/4XP20R-VS (B)1/4XP20L-VS	1/4"	35.3	1.5	5.56	2.7	3.4	309	154	103	77.2	51.5	38.6	245	123	81.8	61.3	40.9	30.7		
				2.0	6.43	3.5	3.7	276	138	91.9	68.9	45.9	34.4	261	130	86.9	65.2	43.4	32.6		
				3.0	7.87	4.1	4.3	288	144	96.0	72.0	48.0	36.0	275	137	91.5	68.6	45.8	34.3		
				3.5	8.52	4.4	4.6	290	145	96.8	72.6	48.4	36.3	278	139	92.6	69.5	46.3	34.7		
				4.0	9.12	4.6	4.9	297	149	99.1	74.3	49.6	37.2	279	140	93.1	69.8	46.5	34.9		
VIOLET	(B)1/4XP25R-VP (B)1/4XP25L-VP (B)1/4XP25R-VS (B)1/4XP25L-VS	1/4"	42.4	1.5	6.85	3.2	3.4	321	161	107	80.3	53.5	40.1	302	151	101	75.6	50.4	37.8		
				2.0	7.95	3.7	4.1	322	161	107	80.6	53.7	40.3	291	145	97.0	72.7	48.5	36.4		
				3.0	9.77	4.1	4.4	357	179	119	89.4	59.6	44.7	333	167	111	83.3	55.5	41.6		
				3.5	10.5	4.4	4.6	358	179	119	89.5	59.7	44.7	342	171	114	85.6	57.1	42.8		
				4.0	11.2	4.6	4.9	365	183	122	91.3	60.9	45.7	343	171	114	85.7	57.1	42.9		
RED	(B)1/2XP40R-VP (B)1/2XP40L-VP (B)1/2XP40R-VS (B)1/2XP40L-VS	1/2"	55.1	1.5	11.2	3.4	3.7	494	247	165	124	82.4	61.8	454	227	151	114	75.7	56.8		
				2.0	13.1	4.0	4.4	491	246	164	123	81.9	61.4	447	223	149	112	74.4	55.8		
				3.0	15.9	4.3	4.7	555	277	185	139	92.4	69.3	507	254	169	127	84.6	63.4		
				3.5	17.0	4.6	4.9	554	277	185	139	92.4	69.3	520	260	173	130	86.7	65.1		
				4.0	18.4	4.9	5.3	563	282	188	141	93.9	70.4	521	260	174	130	86.8	65.1		
WHITE	(B)1/2XP80R-VP (B)1/2XP80L-VP (B)1/2XP80R-VS (B)1/2XP80L-VS	1/2"	65.8	1.5	22.1	4.0	4.7	829	414	276	207	138	104	705	353	235	176	118	88.2		
				2.0	25.5	4.6	5.0	832	416	277	208	139	104	765	383	255	191	128	95.6		
				3.0	31.1	4.9	5.3	952	476	317	238	159	119	880	440	293	220	147	110		
				3.5	33.2	5.0	5.5	996	498	332	249	166	125	905	453	302	226	151	113		
				4.0	35.8	5.3	5.6	1013	507	338	253	169	127	959	479	320	240	160	120		

TABULATION BASED ON SPRAYING WATER AT 21° C WITH NOZZLE POSITIONED PARALLEL TO GROUND AND FLAT ON END OF NOZZLE IN HORIZONTAL POSITION.
NOTE: (B) IN PART NUMBER SPECIFIES BSPT THREAD.

DESCRIPTION:
APPLICATION DATA FOR
XP BOOMJET
BOOMLESS SPRAY NOZZLE
(METRIC)



Spraying Systems Co.[®]

Spray Nozzles and Accessories
P.O. Box 7900 – Wheaton, IL 60189-7900

Rev. No. 2

Ref.

DATA SHEET

55200M

SHEET OF